

Description

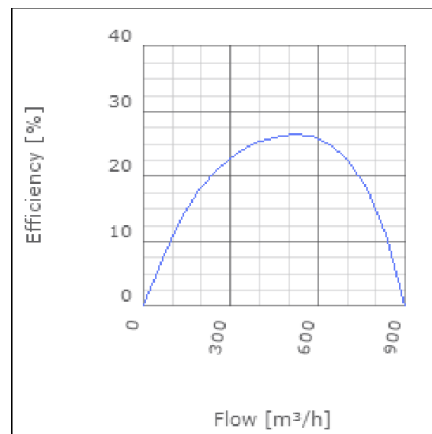
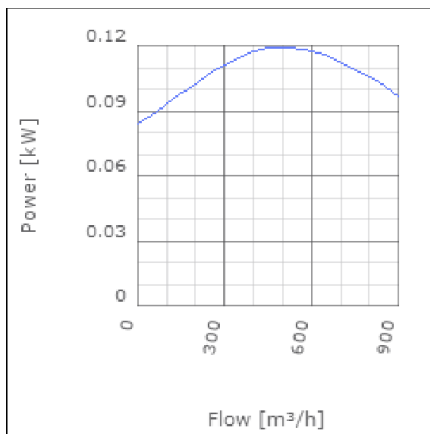
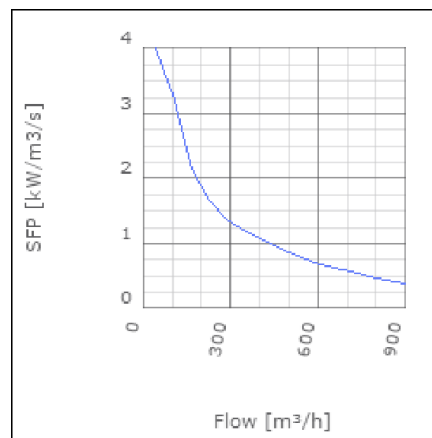
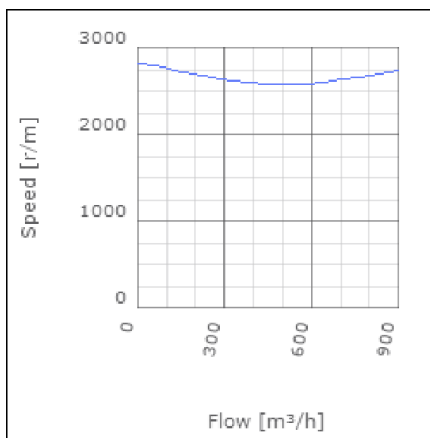
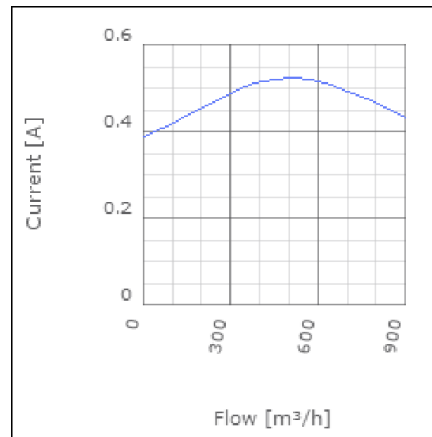
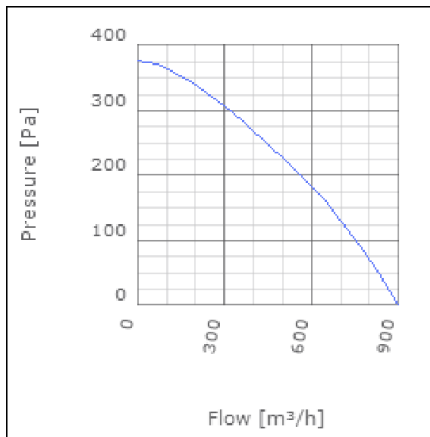
The CK is an in-line centrifugal duct fan with high capacity and excellent reliability. The straight through radial fan is compact and very easy to install. It can cope with high pressure and long duct runs, whilst still operating at acceptable sound levels. The CK range of fans have casings manufactured from galvanized steel and are moisture resistant. They are approved for installation in humid or damp environments being rated IP44 when installed in a duct system. The fan speed can be controlled by voltage variation regulators. Several fans can be connected to the same controller providing the total rating of the controller is not exceeded. The motors are an external rotor type asynchrony motor. They have maintenance free sealed ball bearings and are protected from over heating by thermo contacts. The fans must not be used for transporting grinding dust, soot or similar.



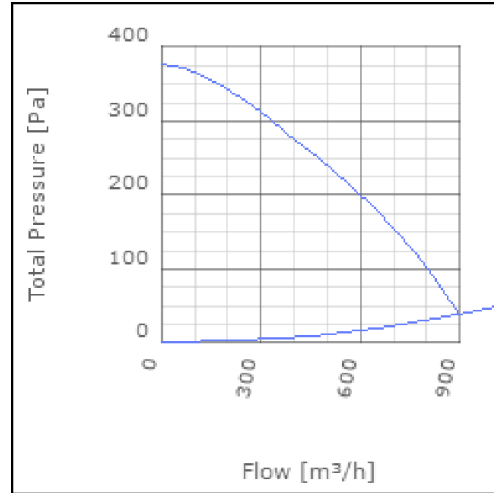
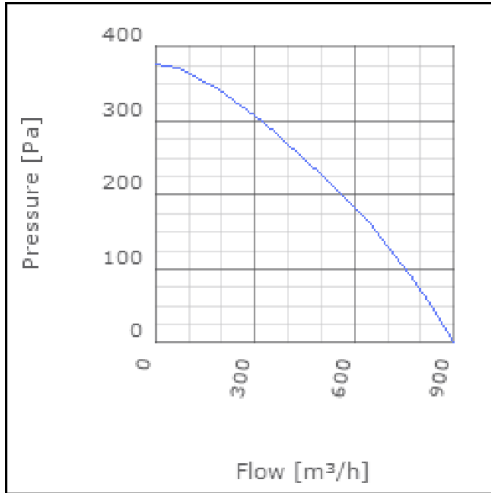
Technical data

Parameter	Value	Unit
Voltage	230	V
Phase	1	~
Frequency	50	Hz
Power	0.12	kW
Current	0.5	A
R.p.m.	2580	r/m
Max. temperature of transported air	60	°C
Max. temperature of transported air when speed-controlled	60	°C
Sound pressure level at 3 m	47	dB(A)
Length	228	mm
Width	344	mm
Height	344	mm
Weight	4.6	kg
Enclosure class, motor	44	IP
Insulation class, motor	F	
Capacitor	4	µF
Duct connection	ø200 mm	

Diagrams



Sound



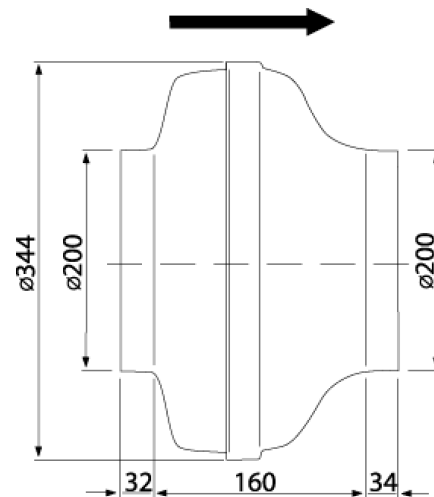
	Tot	63	125	250	500	1k	2k	4k	8k
Inlet	-	-	-	-	-	-	-	-	-
Outlet	-	-	-	-	-	-	-	-	-
Surrounding	-	-	-	-	-	-	-	-	-
Surrounding	-	-	-	-	-	-	-	-	-

An empty grid for a graph. The y-axis ranges from 0 to 120 in increments of 40. The x-axis has labels: Tot, 63, 125, 250, 500, 1k, 2k, 4k, 8k.

Parameter

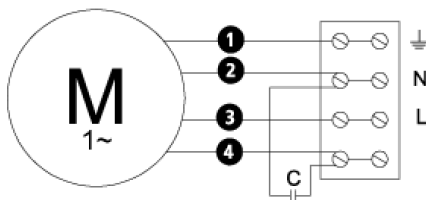
Distance: 3.000
 Propagation type: Hemi-spherical
 Equivalent absorption area: 20.00

Dimensions



Wiring diagram

4040001



- (M) = Fan Motor
- (M1) = Fan Motor
- (M2) = Fan Motor
- (M3) = Rotor Motor
- 1 = Yellow/Green
- 2 = Black
- 3 = Blue
- 4 = Brown
- 5 = White (TW)
- 6 = Orange
- 7 = Grey
- 8 = Red
- 9 = Green
- 10 = Violet

Accessories

ETFV-94A
FRE 6
VRDE 1,5
VRS 1,0
VRTEC

Electrical accessories

FLF 200
FLK 200
BSV 200
MPM
MK 200
VK 20
YG 200
LDC 200